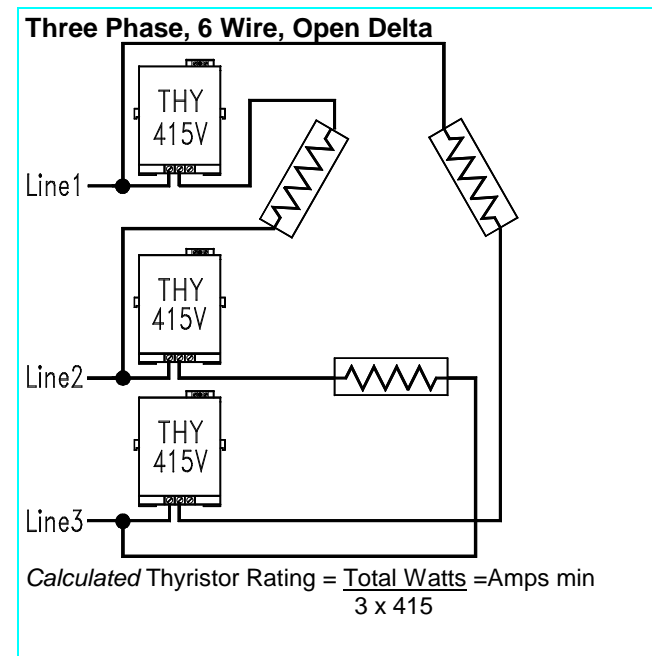
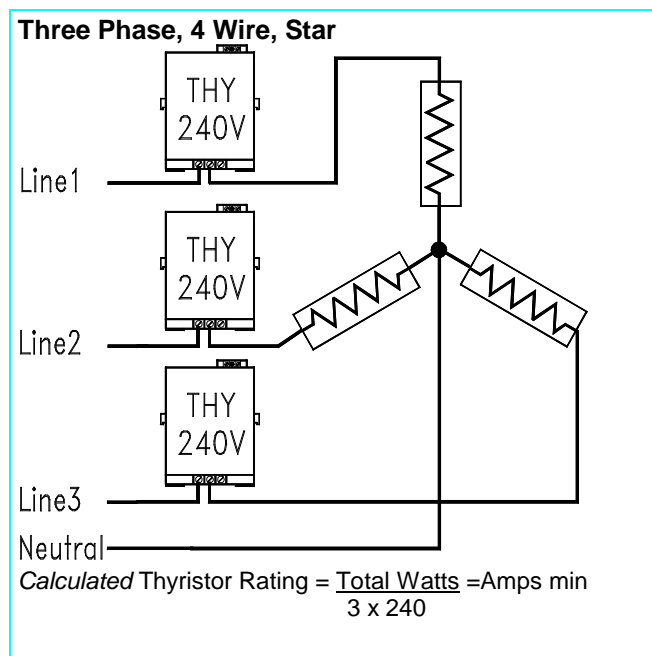
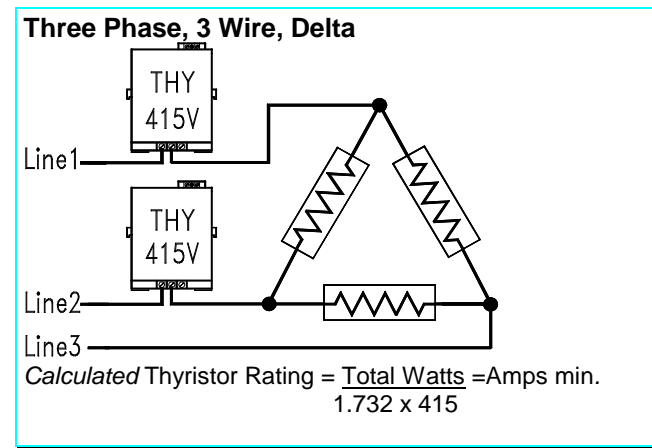
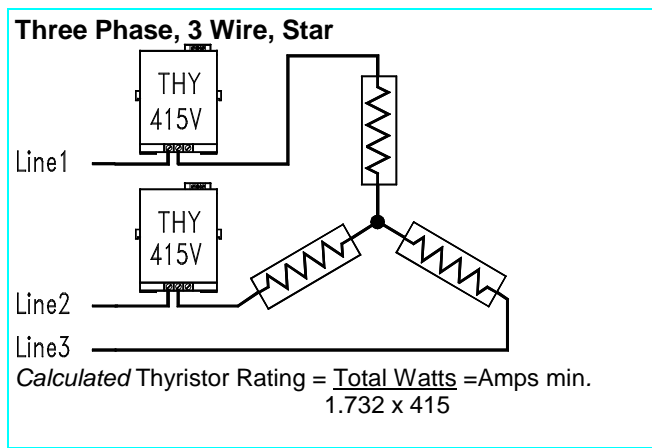
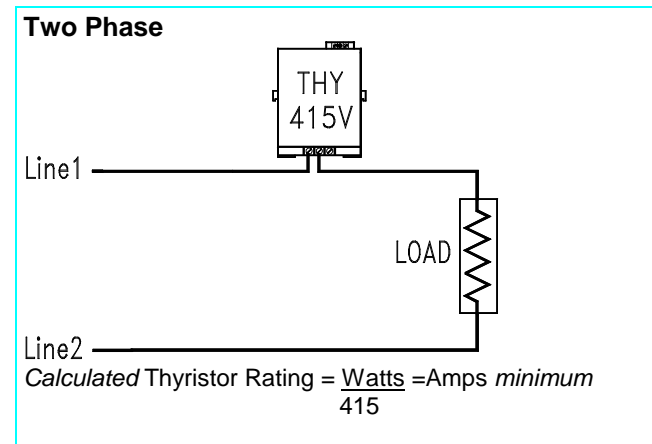
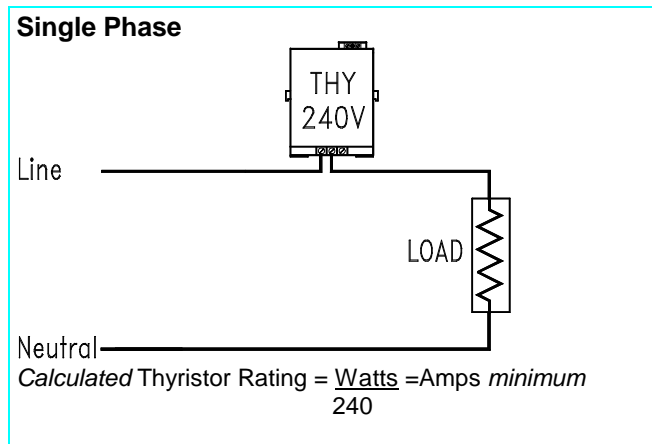


LOAD CIRCUITS AND CURRENT CALCULATIONS

Note : Calculations based on UK voltages, i.e. 415 / 240V - For 380V, use 220 / 380V respectively



Note : AZ Series are NOT suitable for Inductive Loads, Transformer Primaries or High Inrush Current Elements such as short wave infra red emitters.

AZ40 - AZ240 High reliability zero crossover, burst firing thyristor units for control of resistive heaters from 25 to 240 Amps, such as furnaces industrial ovens etc.



- ▶ Proven isolated heatsink design
- ▶ Fully rated for 50°C with natural convection cooling
- ▶ Analogue and logic inputs
- ▶ Supplied complete with integral protection fuse
- ▶ Over voltage protection plus EMC suppression circuit
- ▶ Suitable for 1, 2, or 3 phase applications
- ▶ No forced cooling fans to fail
- ▶ In use throughout the World
- ▶ Designed and made in Great Britain
- ▶ Two year parts and labour warranty

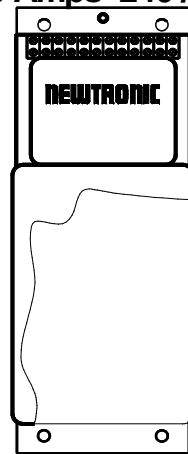
**Zero Crossover firing mode Thyristor units for resistive loads,
1, 2, or 3 phase applications
Analogue input (Volts, mA etc) or Manual Control (0 - 100% Power).**

All units are **complete** with thyristor protection fuses, over voltage protection, and E.M.C. suppression circuit.
Current ratings shown are for continuous operation @ 50°C with natural convection cooling.
Units are supplied either as din rail or with a bulkhead mounting backplate as standard.
Protection cover supplied as standard.

Units are available for loads between 25 Amps and 240 Amps 240 / 415 Volts

All units feature:-

- Auto or Manual (open loop) control capability.
- Choice of standard analogue inputs for Auto. Mode.
- 0 -100% Power Pot. for manual control.
- Zero Crossover firing mode choice of speeds.
- Separate electronics supply.
- Master/Slave facility as standard.
- Logic input as standard.
- Isolated Heatsink.



FEATURES

Inputs	Mode	Specify	Electronics	Options	Specify
0 - 5v,	Fast Cycle	FC	110v 50/60Hz	Ext Max. Power Control (Auto)	MPwr
0 - 10v	Slow Cycle	SC	220v 50/60Hz	Power Feedback	PF
4 - 20mA	Special	X	240v 50/60Hz		
0 - 20mA			Other		
MAN(Manual)					

FOR HELP WITH CALCULATING LOAD CURRENTS SEE REAR SHEET

SINGLE PHASE LOADS

Use 1 off **AZ** units rated at **240V** at the required current rating

TWO PHASE LOADS

Use 1 off **AZ** units rated at **415V** at the required current rating

THREE PHASE SYSTEMS

For 3 wire systems(STAR or DELTA) use 2 off **AZ** units rated at **415V** at the required current rating
For 4 wire systems(STAR) use 3 off **AZ** units rated at **240V** at the required current rating
For 6 wire systems(Open Delta) use 3 off **AZ** units rated at **415V** at the required current rating

PRICES & ORDERING INFORMATION

THYRISTOR UNIT

AZ40	Din rail mounting		Dimensions 125H x 105W x 100D (mm)			
	RATING	DEVICE RATING	FUSE	DISSIPATION AT FULL LOAD	240V	415V
AZ40 25A	25A	28A	32ET/FE	28 Watts	£145.00	£160.00
AZ40 40A	40A	45A	45ET/FE	39 Watts	£160.00	£180.00

AZ85Mk2	Bulkhead mounting		Dimensions 258H x 105W x 105D (mm)			
	RATING	DEVICE RATING	FUSE	DISSIPATION AT FULL LOAD	240V	415V
Mounting centres :- 65H x 238V (mm)						
AZ85Mk2 60A	60A	65A	80ET	57 Watts	£225.00	£240.00
AZ85Mk2 75A	75A	82A	100FE	73 Watts	£245.00	£260.00
AZ85Mk2 85A	85A	94A	100FE	82 Watts	£275.00	£290.00

AZ140	Bulkhead mounting		Dimensions 258H x 150W x 160D (mm)			
	RATING	DEVICE RATING	FUSE	DISSIPATION AT FULL LOAD	240V	415V
Mounting centres :- 90H x 238V (mm)						
AZ140 100A	100A	112A	FWH 125B	100 Watts	£295.00	£315.00
AZ140 115A	115A	125A	FWH 125B	117 Watts	£300.00	£320.00
AZ140 125A	125A	135A	FWH 150B	120 Watts	£315.00	£335.00
AZ140 140A	140A	155A	FWH 175B	127 Watts	£335.00	£355.00

AZ200	Bulkhead mounting		Dimensions 258H x 180W x 170D (mm)			
	RATING	DEVICE RATING	FUSE	DISSIPATION AT FULL LOAD	240V	415V
Mounting centres :- 90H x 238V (mm)						
AZ200 200A	200A	220A	250MT	173 Watts	£420.00	£450.00

AZ240	Bulkhead mounting		Dimensions 258H x 180W x 170D (mm)			
	RATING	DEVICE RATING	FUSE	DISSIPATION AT FULL LOAD	240v	415V
Mounting centres :- 90H x 238V (mm)						
AZ240 240A	240A	255A	315MT	215 Watts	POA	POA

ORDERING INFORMATION :-

Specify: **AZXX+** Input, Load Amps, Load Voltage, Mode, Electronics Voltage, Options
Special requirements i.e inputs, load voltage etc. Please consult the factory

EXAMPLE AZ140 4-20mA 125Amps 415 Volts LOAD FC 110 Volts ELECTRONICS