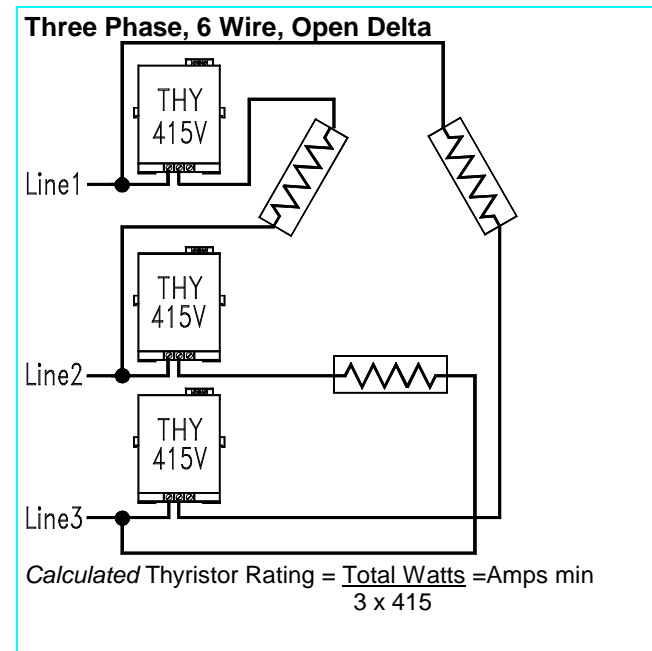
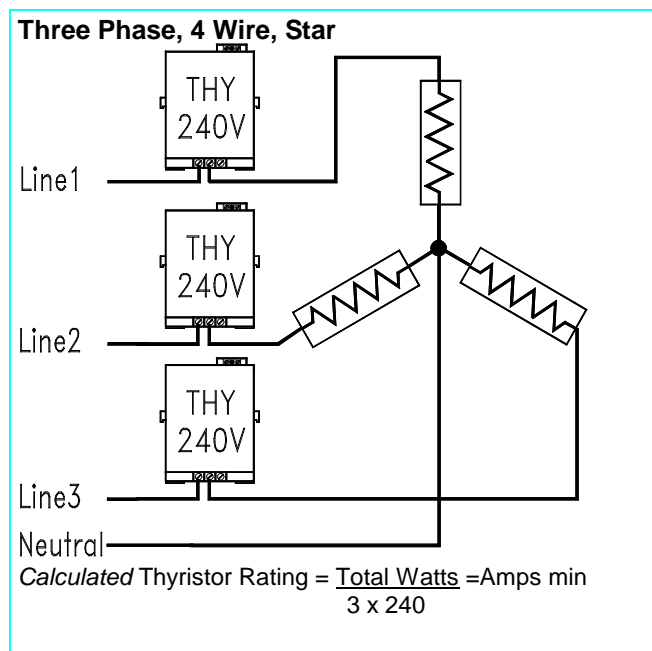
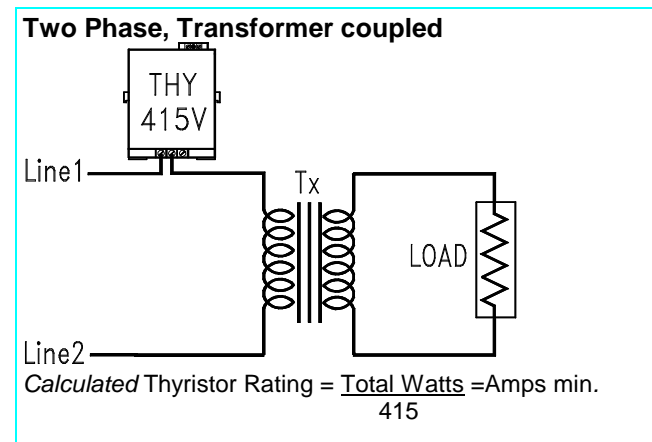
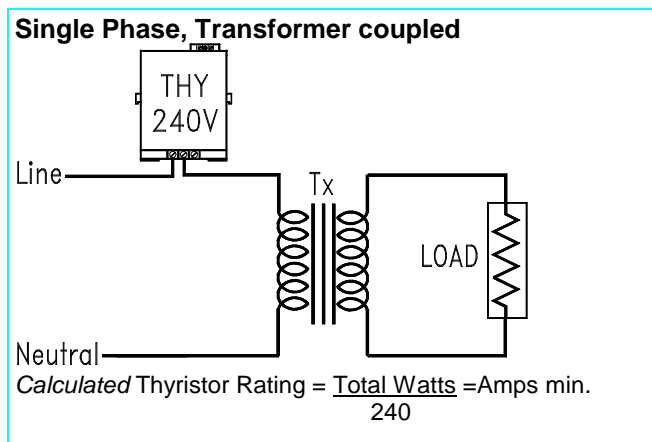
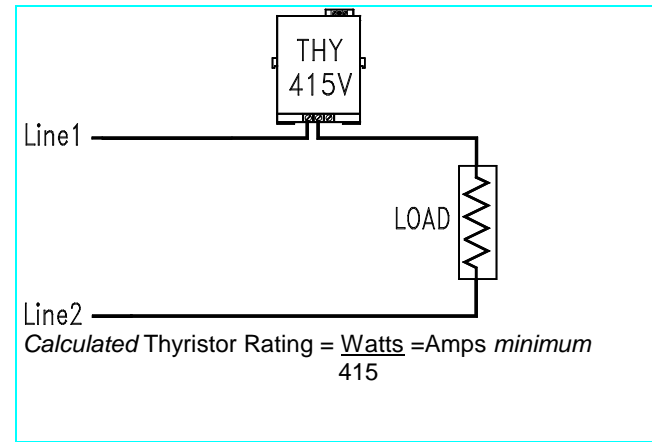
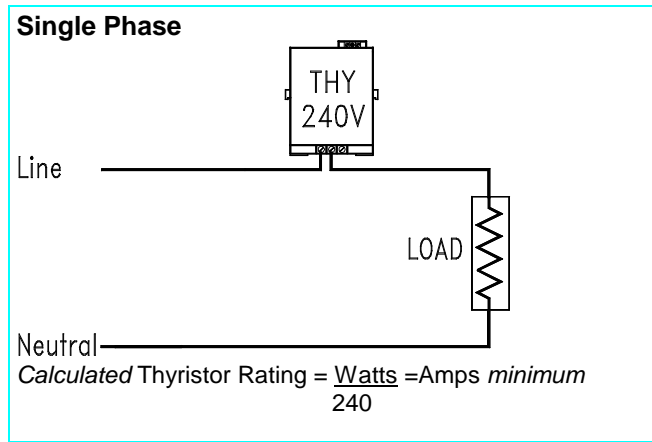


## LOAD CIRCUITS AND CURRENT CALCULATIONS


Note : Calculations based on UK voltages, i.e. 415 / 240v - For 380v, use 220 / 380v respectively



Note : AP Series ARE suitable for Inductive Loads, Transformer Primaries or High Inrush Current Elements

**AP40Mk2 - AP240Mk2** High reliability microprocessor based, phase angle firing thyristor units for control of inductive and resistive loads with high inrush currents.

Available from 25 to 240 Amps, for transformer connected furnaces and short wave infra red emitters etc.



- ▶ Microprocessor based
- ▶ Fully adjustable soft start
- ▶ Proven isolated heatsink design
- ▶ Fully rated for 50°C with natural convection cooling
- ▶ Fully configurable Analogue inputs
- ▶ Supplied complete with integral protection fuse
- ▶ Over voltage protection plus EMC suppression circuit
- ▶ Suitable for a wide range of 1, 2, or 3 phase applications
- ▶ No forced cooling fans to fail
- ▶ In use throughout the World
- ▶ Designed and made in Great Britain
- ▶ Two year parts and labour warranty

Phase Angle firing mode for inductive loads and short wave infra red heating elements.

Link selection of Analogue input ( volts, mA etc) or Manual Control ( 0 - 100% Power).

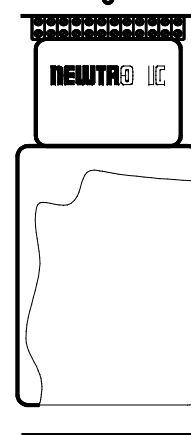
Adjustable Soft Start Ramp and Power Feedback fitted as standard (not 110V supply)

All units are **complete** with thyristor protection fuses, over voltage protection, and E.M.C. suppression circuit.  
Current ratings shown are for continuous operation @ 50°C with natural convection cooling.  
Units are supplied either as din rail or with a bulkhead mounting backplate as standard.  
Protection cover supplied as standard.

Units are available for loads between 25Amps and 240 Amps 240 / 415Volts

All units feature:-

Auto or Manual (open loop) control capability.  
Link selectable analogue inputs for Auto. Mode.  
0 - 100% Power Pot. for manual control.  
Phase Angle firing mode  
Adjustable Soft Start Ramp as standard.  
Maximum Power Control option.  
Separate electronics supply.  
Isolated Heatsink.



## FEATURES

Inputs	Mode	Specify	Electronics	Options	Specify
0 - 5v, 0 - 10v 4 - 20mA 0 - 20mA MAN (Manual)	Phase Angle	PA	110v 50/60Hz 220v 50/60Hz 240v 50/60Hz Other	Ext Max Power Control(Auto) No Power Feedback Variable Current Limit External Variable Current Limit	MPwr NPF VCL VCLE

FOR HELP WITH CALCULATING LOAD CURRENTS SEE REAR SHEET

### SINGLE PHASE LOADS

Use 1 off **AP** units rated at **240V** at the required current rating

### TWO PHASE LOADS

Use 1 off **AP** units rated at **415V** at the required current rating

### THREE PHASE SYSTEMS

For 4 wire systems( STAR ) use 3 off **AP** units rated at **240V** at the required current rating

For 6 wire systems( DELTA) use 3 off **AP** units rated at **415V** at the required current rating

### VARIABLE CURRENT LIMIT

Current limit is available as an option for use with loads, when the element resistance reduces with increasing temperature, please consult the factory concerning this option.

## PRICES & ORDERING INFORMATION

### THYRISTOR UNIT

AP40Mk2	Din rail mounting		Dimensions 125H x 105W x 100D (mm)			
	RATING	DEVICE RATING	FUSE	DISSIPATION AT FULL LOAD	240V	415V
AP40Mk2 25A	25A	28A	32ET/FE	28 Watts	£185.00	£195.00
AP40Mk2 40A	40A	45A	45ET/FE	39 Watts	£195.00	£205.00

AP85Mk2	Bulkhead mounting		Dimensions 258H x 105W x 105D (mm)			
	RATING	DEVICE RATING	FUSE	DISSIPATION AT FULL LOAD	240V	415V
Mounting centres :- 65H x 238V (mm)						
AP85Mk2 60A	60A	65A	80ET	57 Watts	£225.00	£245.00
AP85Mk2 75A	75A	82A	100FE	73 Watts	£250.00	£270.00
AP85Mk2 85A	85A	94A	100FE	82 Watts	£280.00	£300.00

AP140Mk2	Bulkhead mounting		Dimensions 258H x 150W x 160D (mm)			
	RATING	DEVICE RATING	FUSE	DISSIPATION AT FULL LOAD	240V	415V
Mounting centres :- 90H x 238V (mm)						
AP140Mk2 100A	100A	112A	FWH 125B	100 Watts	£305.00	£325.00
AP140Mk2 115A	115A	125A	FWH 125B	117 Watts	£320.00	£340.00
AP140Mk2 125A	125A	135A	FWH 150B	120 Watts	£345.00	£365.00
AP140Mk2 140A	140A	155A	FWH 175B	127 Watts	£365.00	£385.00

AP200Mk2	Bulkhead mounting		Dimensions 258H x 180W x 170D (mm)			
	RATING	DEVICE RATING	FUSE	DISSIPATION AT FULL LOAD	240V	415V
Mounting centres :- 90H x 238V (mm)						
AP200Mk2 200A	200A	220A	250MT	173 Watts	£445.00	£465.00

AP240Mk2	Bulkhead mounting		Dimensions 258H x 180W x 170D (mm)			
	RATING	DEVICE RATING	FUSE	DISSIPATION AT FULL LOAD	240v	415V
Mounting centres :- 90H x 238V (mm)						
AP240Mk2 240A	240A	255A	315MT	215 Watts	POA	POA

### ORDERING INFORMATION :-

Specify: **APXXMk2+** Input, Load Amps, Load Voltage, PAVSS, Electronics Voltage,  
Options Special requirements i.e inputs, load voltage etc. Please consult the factory

**EXAMPLE AP140Mk2 4-20mA 125Amps 415 Volts LOAD PAVSS 110 Volts ELECTRONICS**